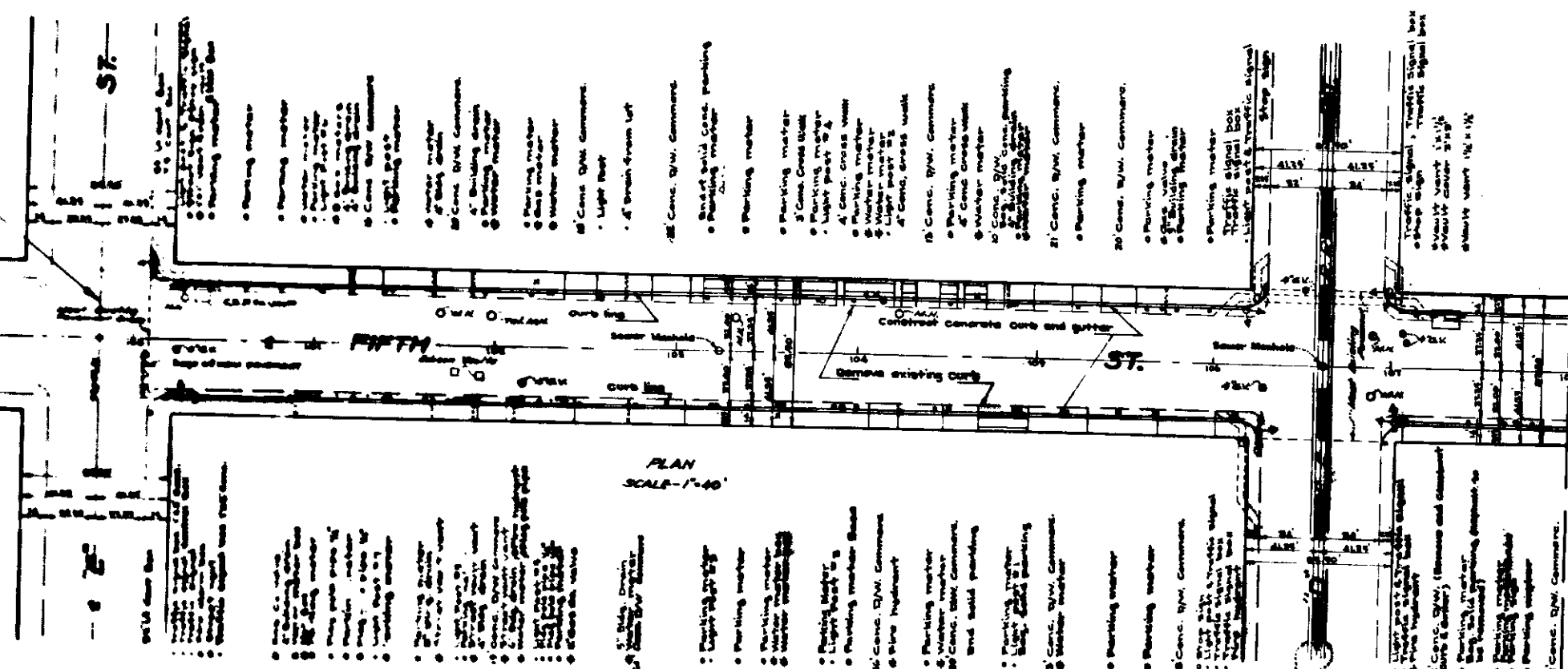


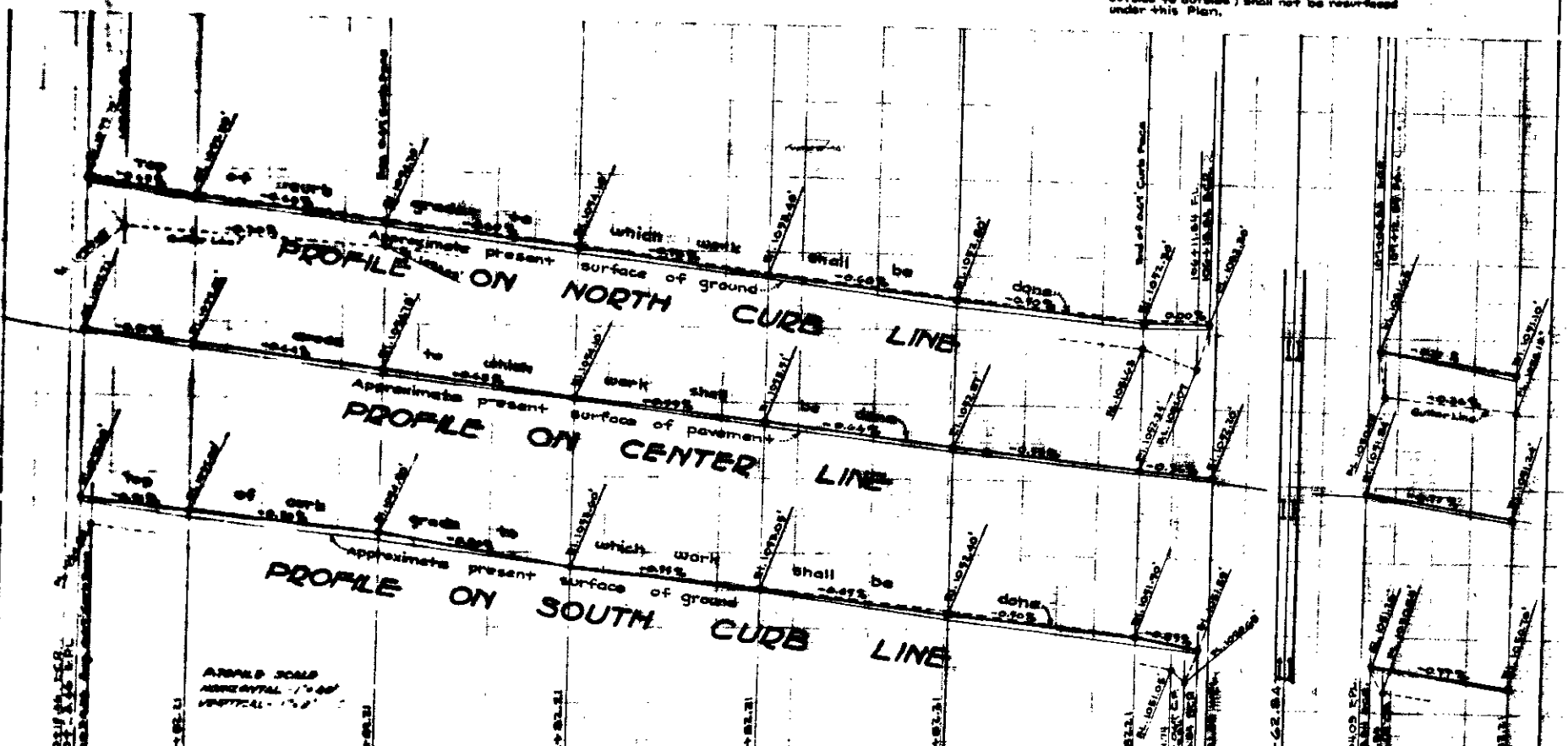
SPE. OF PROJECT
STA. 99+88.21

- Notes**
1. All work shall be done in accordance with the S.P.C. Manual.
 2. All work shall be done in accordance with the S.P.C. Manual.
 3. All work shall be done in accordance with the S.P.C. Manual.
 4. All work shall be done in accordance with the S.P.C. Manual.
 5. All work shall be done in accordance with the S.P.C. Manual.
 6. All work shall be done in accordance with the S.P.C. Manual.
 7. All work shall be done in accordance with the S.P.C. Manual.
 8. All work shall be done in accordance with the S.P.C. Manual.
 9. All work shall be done in accordance with the S.P.C. Manual.
 10. All work shall be done in accordance with the S.P.C. Manual.

APPROXIMATE
 SCALE - 1" = 40'
 STA. 99+88.21
 IN 1958

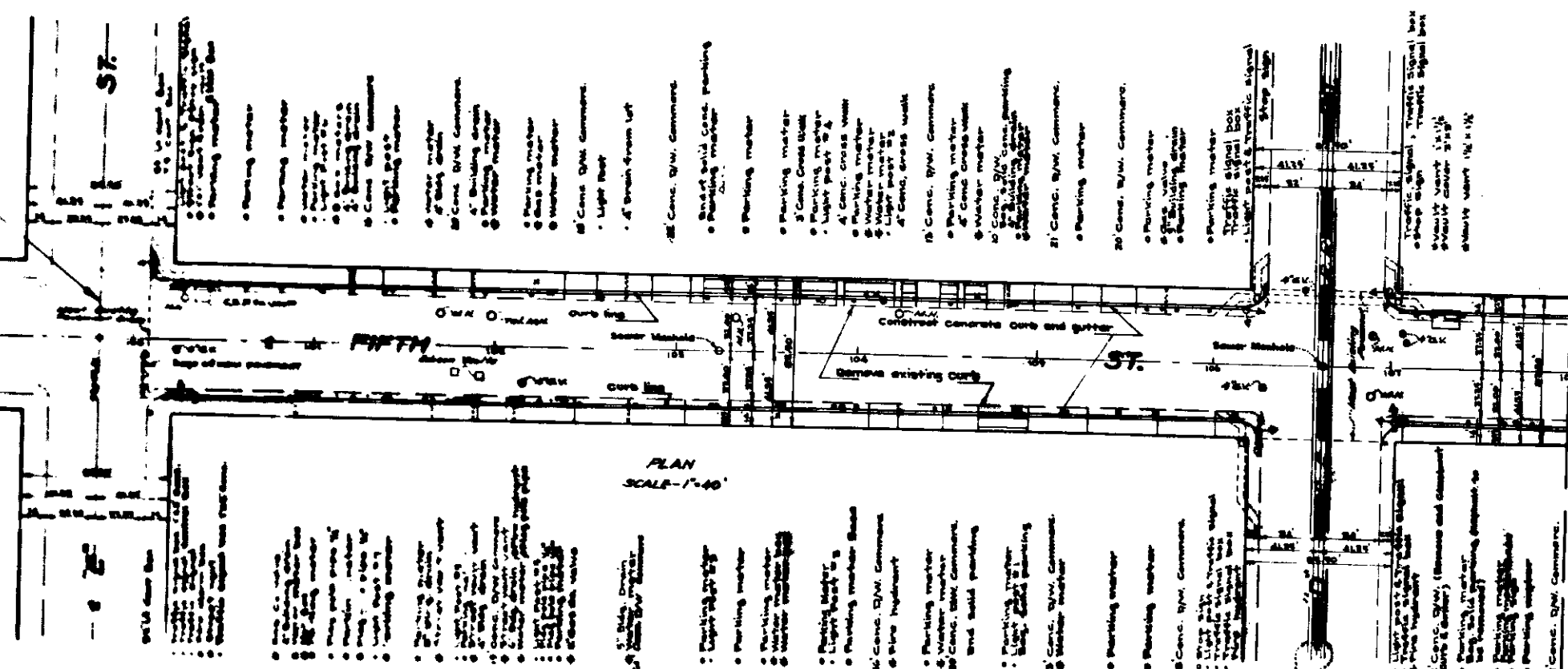


NOTE: Existing surface between lines two feet outside R.R. Railway track rails (from outside the outside) shall not be re-surfaced under this Plan.



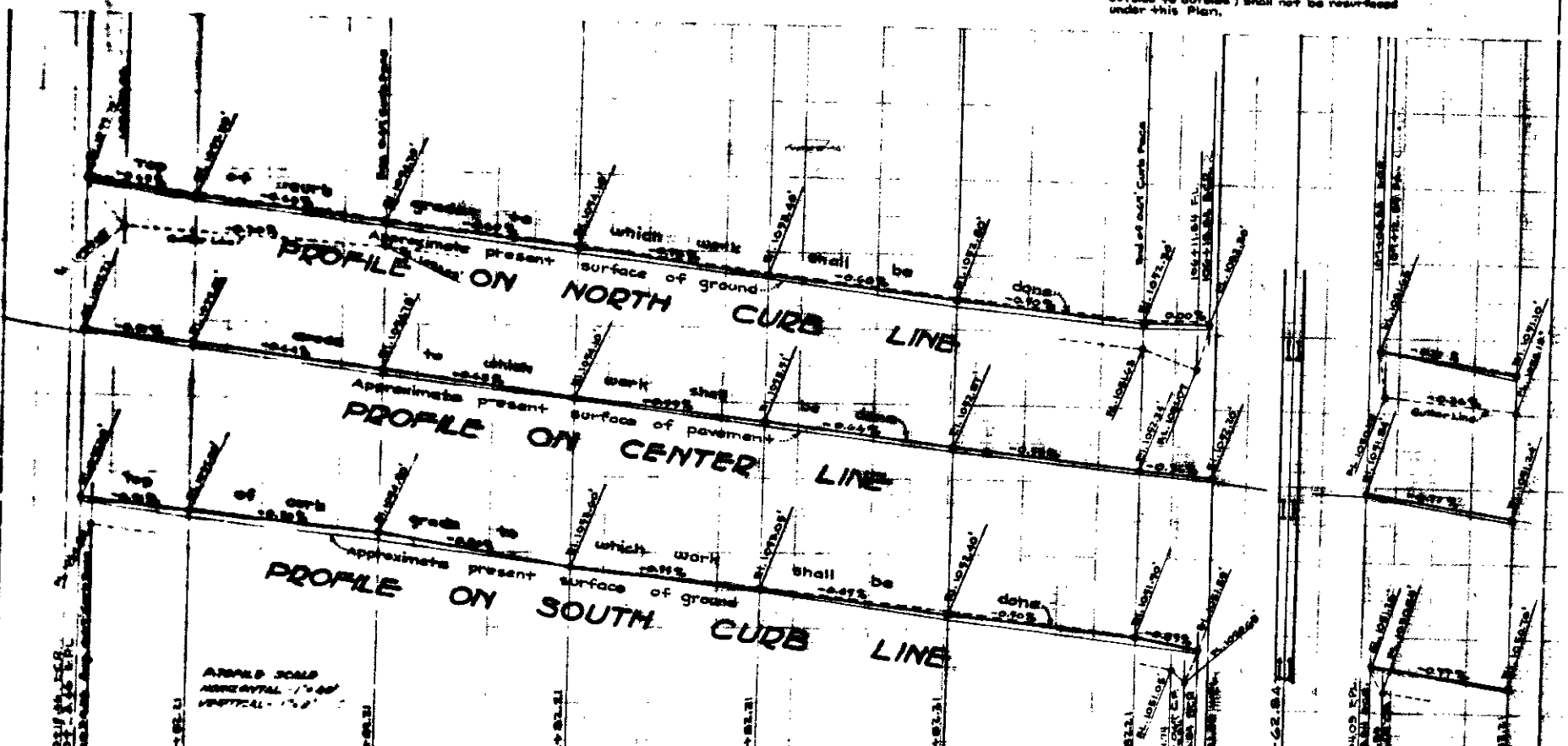
SPE. OF PROJECT
STA. 93+88.21

- Notes**
1. All work shall be in accordance with the S.P.S. of Project.
 2. All work shall be in accordance with the S.P.S. of Project.
 3. All work shall be in accordance with the S.P.S. of Project.
 4. All work shall be in accordance with the S.P.S. of Project.
 5. All work shall be in accordance with the S.P.S. of Project.
 6. All work shall be in accordance with the S.P.S. of Project.
 7. All work shall be in accordance with the S.P.S. of Project.
 8. All work shall be in accordance with the S.P.S. of Project.
 9. All work shall be in accordance with the S.P.S. of Project.
 10. All work shall be in accordance with the S.P.S. of Project.



PLAN
SCALE - 1"=40'

NOTE: Existing surface between lines two feet outside R.R. Railway track rails (from outside the outside) shall not be re-surfaced under this Plan.



PROFILE
SCALE - 1"=40'